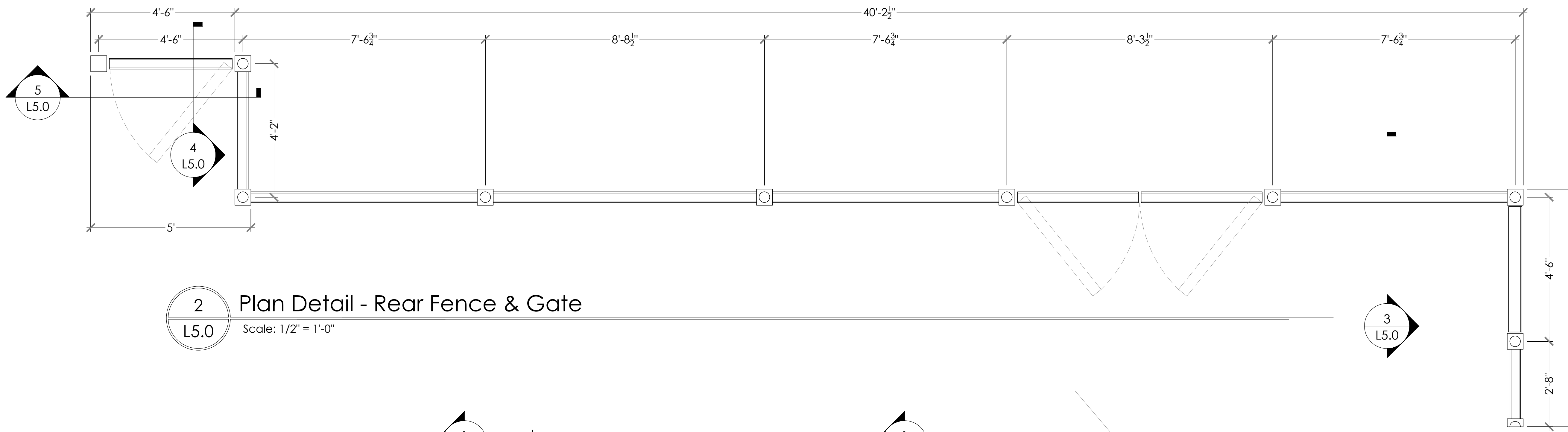


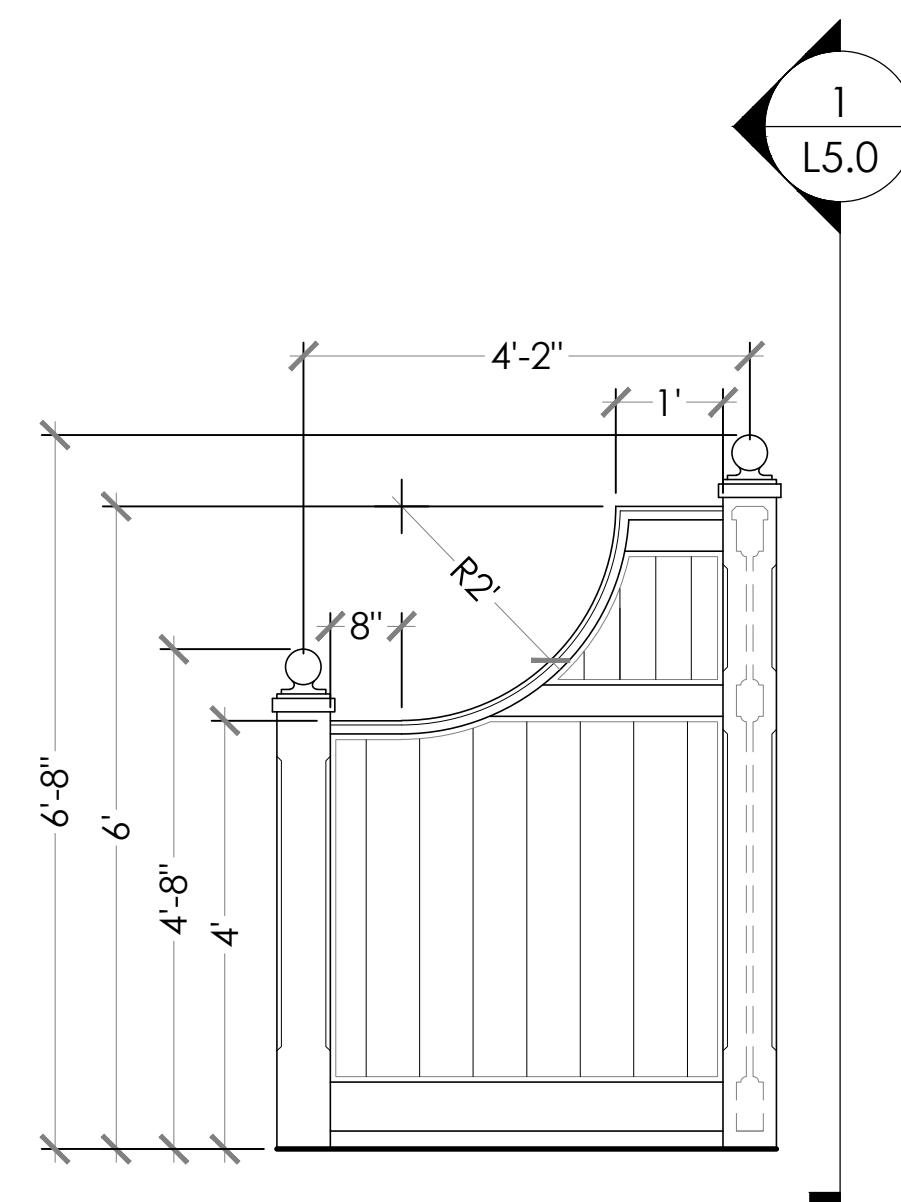
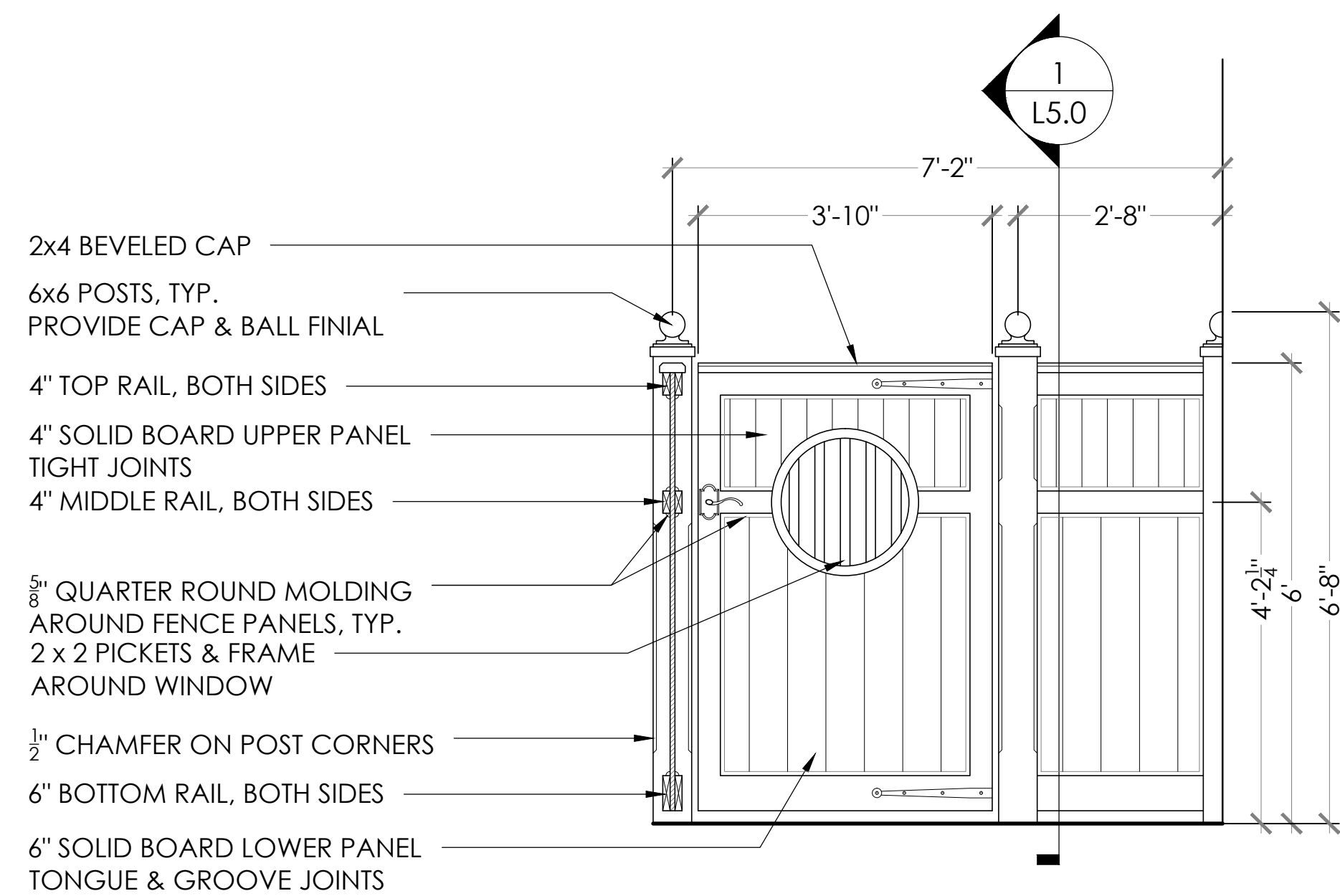
OIL RUBBED BRONZE HARDWARE TO MATCH STYLE OF GARAGE. PROVIDE LOCKABLE CANE BOLT & SELF CLOSING HINGES.

- NOTES:
1. ALL MATERIAL TO BE STK WESTERN RED CEDAR PRIMED & STAINED (COLOR TBD)
 2. ALL SURFACES TO BE PLANED & LIGHTLY SANDED
 3. GATE TO BE SELF CLOSING & SELF LATCHING
 4. PROVIDE DECORATIVE HARDWARE, OIL RUBBED BRONZE FINISH (STYLE TBD & APPROVED BY LA)

1 Detail - Rear Fence & Gate
L5.0 Scale: 1/2" = 1'-0"




2 Plan Detail - Rear Fence & Gate
L5.0 Scale: 1/2" = 1'-0"



OIL RUBBED BRONZE HARDWARE TO MATCH STYLE OF GARAGE. GATE TO BE SELF CLOSING & SELF LATCHING. PROVIDE DUMMY STRAPS AS NEEDED ON BACK OF GATE

- 6" SOLID BOARD GATE PANELS
 - 1/2" CHAMFER ON POST CORNERS
 - 5/8" QUARTER ROUND MOLDING AROUND FENCE PANELS, TYP.
 - 4" FRAME & MID RAIL, BOTH SIDES
 - 6" BOTTOM RAIL, BOTH SIDES
- 3'-10"
- 1'-9 $\frac{1}{4}$ "
- 1"
- 1'-5 $\frac{3}{4}$ "
- 1'-5 $\frac{3}{4}$ "
- 3'
- 4'-8"
- 4'
- 4'-8"



3 Detail - North Rear Gate
L5.0 Scale: 1/2" = 1'-0"

4 Detail - Rear Fence Side Panel
L5.0 Scale: 1/2" = 1'-0"

5 Detail - Rear Garage Gate
L5.0 Scale: 1/2" = 1'-0"

6 Fence Precedents
L5.0 Not to Scale